

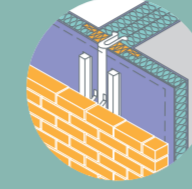





CONSTRUCTION PLANNING

				
RESPONSIBILITY UNDER CDM REGULATIONS Minimise heat from site works	Compartmentation providing fire spread resistance	Cavity barriers and fire stopping detailed	Follow-on trade works planned	Safe access as works proceed
ACTION Avoid hot works e.g. site welding, roof felts and plumbing	Built-in as part of the structural timber frame	Installation methods and tolerances made clear	Avoid site cutting e.g. pre-determined holes	Install appropriate signage


FOR THE PRINCIPAL CONTRACTOR

		
RESPONSIBILITY UNDER CDM REGULATIONS Fire safe environment across site	Named fire safety co-ordinator/marshals	Displayed fire safety plan
ACTION Tidy site - litter and debris free Secure site Alarms accessible Fire safe cabins Regular site reviews	Workers safety inductions Fire safety tool box talks Fire points set up around the site	Visible noticeboards across the construction site






FIRE SERVICE


Communication
Fire service pack in the site office

IN AN EMERGENCY


Emergency contact numbers

FOR THE WORKER

				
RESPONSIBILITY UNDER CDM REGULATIONS Heat hazard identification	Clear and safe exit from site in case of fire	Permits for any tasks involving hot works and/or the removal of fire protection	Designated smoking areas	Plant safety
ACTION Avoid drilling, cutting and grinding, minimising work permit requirement	Know what to do in case of an emergency	Know when work permits are needed and ensure they are obtained in advance	A zero tolerance policy	Ensure safe areas for charging and refuelling

Fire can destroy businesses and harm lives

All building sites, regardless of the construction method, are vulnerable to fire

CDM 2015 places a legal duty to all

Time to stop a fire occurring

